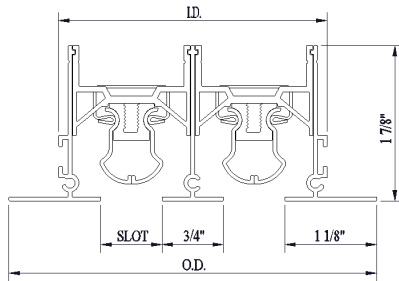




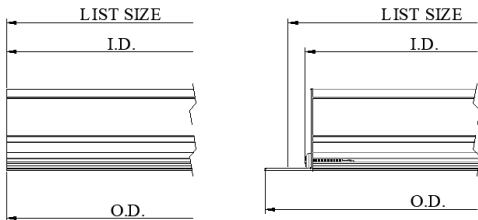
### Width Dimensions by Slot



I.D. = Inside Dimension      O.D. = Outside Dimension

# OF SLOTS	1/2" SLOT		3/4" SLOT		1" SLOT	
	I.D.	O.D.	I.D.	O.D.	I.D.	O.D.
1	1-5/8"	2-3/4"	1-7/8"	3"	2-1/8"	3-1/4"
2	2-7/8"	4"	3-3/8"	4-1/2"	3-7/8"	5"
3	4-1/8"	5-1/4"	4-7/8"	6"	5-5/8"	6-3/4"
4	5-3/8"	6-1/2"	6-3/8"	7-1/2"	7-3/8"	8-1/2"

### Length Dimensions for End Configurations



I.D. = Inside Dimension      O.D. = Outside Dimension

	<b>E2 - Both Ends</b>	<b>E1 - One End</b>	<b>E0 - Open Ends</b>
I.D.	List - 1/2"	List - 1/4"	List Size
O.D.	List + 1-1/2"	List + 3/4"	List Size

- Fully extruded, high quality aluminum construction.
- Aerodynamic ice-tong controllers allow for 180° pattern control. Controllers made from extruded aluminum for corrosion resistance and reduced noise.
- Pair with DASLR for inactive sections to match.
- Available in any length. Lengths over 84" are joined together with provided alignment pins for continuous appearance.
- Maximum length of pattern controllers is 60". Lengths over 60" will be provided with multiple pattern controllers.
- Available on 1/2" increments as standard. Custom sizes available down to 1/16" increments.
- Available with durable powder coat finish.

#### 1. Select a Slot Width

- 50 - 1/2" slot  
 75 - 3/4" slot  
 10 - 1" slot

#### 2. Select a Number of Slots

- 1 - 1 Slot  
 2 - 2 Slots  
 3 - 3 Slots  
 4 - 4 Slots

#### 3. Select a Mounting Option

- A - Screw Holes  
 C - Concealed Bracket  
 TB - No Mounting  
 D - Concealed Screw Holes

#### 4. Select an End Configuration

- E2 - Both Ends  
 E1 - One End  
 E0 - None

#### 5. Specify the Length Dimension

- Inches     MM \_\_\_\_\_

#### 6. Select a Finish

- W - White

#### 7. Select a Lead Time

- 3 Day Ship  
 Next Friday  
 Standard Delivery

#### Additional Frame Option

See specific submittal pages for the option listed below.

- J - Concealed Mud-In



#### Mitre Corners

See Slot Linear options page for more details.

- MC 90 - 90°     MC 135 - 135°

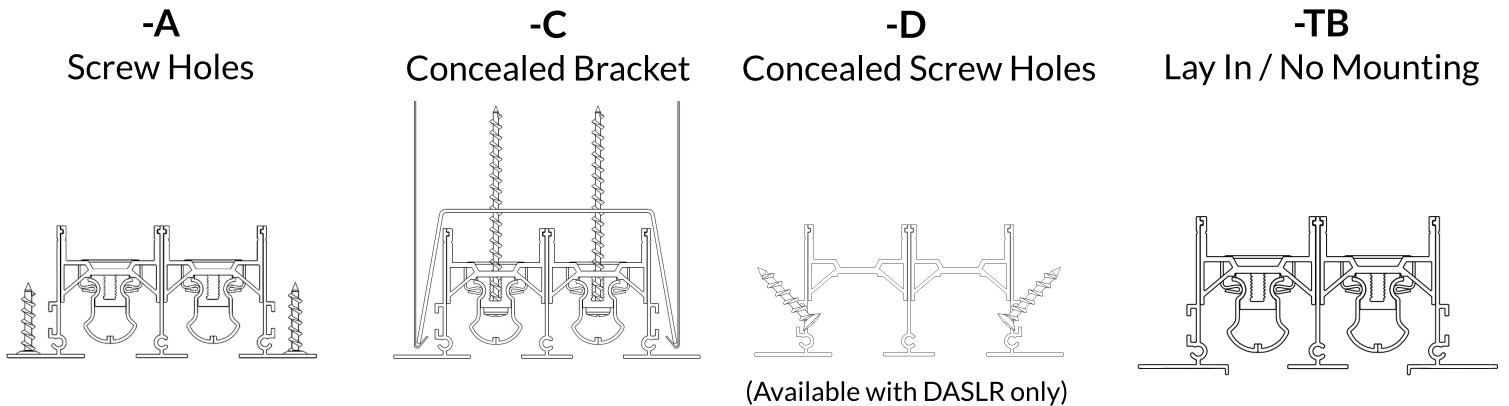
Project / Location: \_\_\_\_\_

Architect: \_\_\_\_\_

Engineer: \_\_\_\_\_

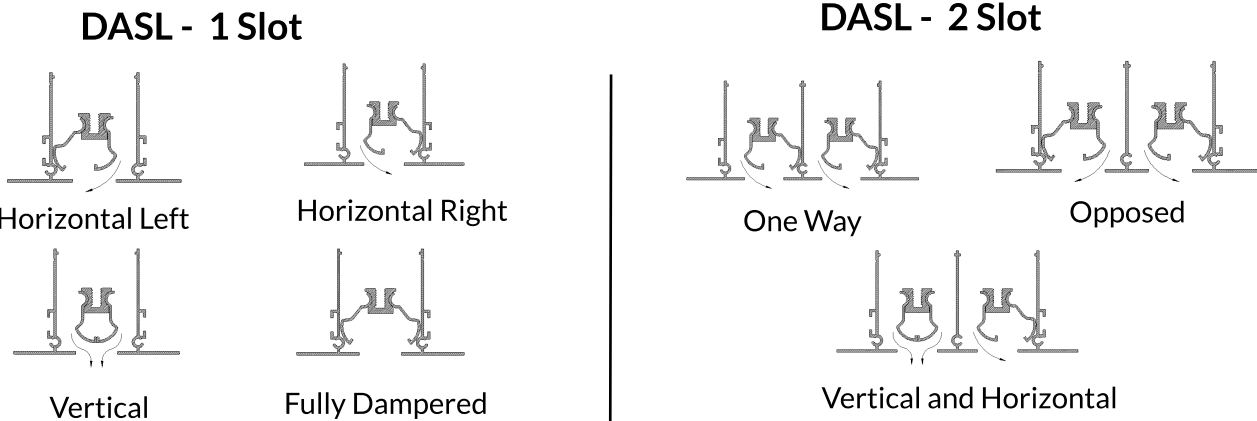
Contractor: \_\_\_\_\_

### MOUNTING

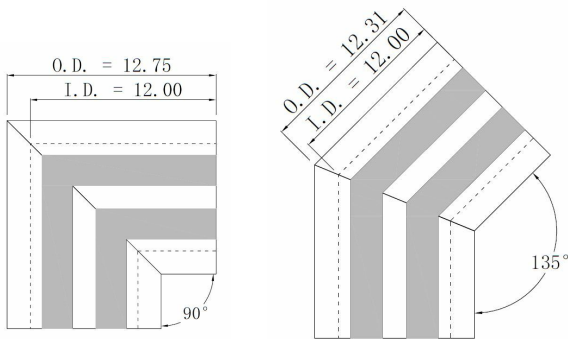


### AIR FLOW PATTERNS

\* For diffusers with more than 2 slots, use in combination to achieve desired air pattern



### MITRED CORNERS



Mitred corners available at 90° (MC 90) and 135° (MC 135) as standard.

Corner units are provided with alignment pins for a precision match to straight sections.

O.D. and I.D., as shown in the diagram, are the same for 1-4 slots and all slot widths.

### FIELD CUTTING

DASL are ordered to length from factory but can be cut to size in the field. Use a fine-tooth, high-speed, carbon blade for cutting aluminum.

A maximum of 3" can be cut from each end (X). For adjustments of more than 2" slide the retaining clip against support. Diffusers can be adjusted up to 6" by cutting both ends.

If end caps are included remove before cutting and reattach once cut.

