



# Sight-Guard™ Grille

## Hides Unsightly Objects in Walls and Ceilings From View

### 45° Angled Eggcrate



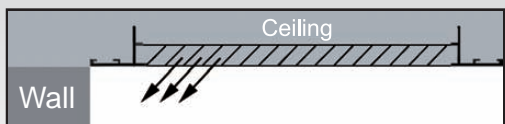
Traditional Eggcrate Grille



Sight-Guard prevents see through, from 3 directions

#### FUNCTION & PERFORMANCE

- Blocks view of objects in walls and ceilings
- No secondary accessories needed
  - saves you time & money
- 92% free area, same as traditional eggcrate grilles
- Eggcrate is securely locked into unique "frame channel"
  - no rattling, squeaking, or vibrations
- All aluminum constructions, strong frame and core



Install in ceiling with 45° angled blades pointing to nearest wall. When installing in walls, point blades toward the ceiling.

#### APPEARANCE & PACKAGING

- Consistent smooth and even finish
  - electrostatically powder coated for hard finish
  - industry standard "British White"
- Sealed corner seams
  - no unsightly gaps or rough edges to collect dirt
- Micro-welded neck corners
- Individually shrink wrapped
  - keeps finish scratch-free and dust-free
- Corner guards protect against damage
  - reducing returns and scrap
- Shipped in master cartons of 10 - 40 grilles
  - this means fewer cartons, reducing your handling costs



AMERICAN LOUVER COMPANY®

AmericanLouver.com

# Sight-Guard™ Grille

## Performance Data

	Neck FPM		200	250	300	350	400	450	500	550	600	650
Size (Inches)	Area (sq.ft)	CFM	50	63	75	88	100	113	125	138	150	163
6x6	0.25	-Sp(iwg)	0.016	0.025	0.037	0.050	0.065	0.082	0.102	0.123	0.146	0.172
		NC	<15	<15	15	19	22	26	28	31	33	35
Size	Area	CFM	89	111	133	156	178	200	222	244	267	289
8x8	0.44	-Sp(iwg)	0.016	0.025	0.037	0.050	0.065	0.082	0.102	0.123	0.146	0.172
		NC	<15	<15	15	19	23	26	29	32	34	36
Size	Area	CFM	139	174	208	243	278	313	347	382	417	451
10x10	0.69	-Sp(iwg)	0.016	0.025	0.037	0.050	0.065	0.082	0.102	0.123	0.146	0.172
		NC	<15	<15	16	20	24	27	30	33	35	37
Size	Area	CFM	200	250	300	350	400	450	500	550	600	650
12x12	1.00	-Sp(iwg)	0.016	0.025	0.037	0.050	0.065	0.082	0.102	0.123	0.146	0.172
		NC	<15	<15	17	21	25	28	31	34	36	38
Size	Area	CFM	272	340	408	476	544	613	681	749	817	885
14x14	1.36	-Sp(iwg)	0.016	0.026	0.037	0.050	0.065	0.083	0.102	0.123	0.147	0.172
		NC	<15	<15	17	22	26	29	32	35	38	40
Size	Area	CFM	306	382	458	535	611	688	764	840	917	993
10x22	1.53	-Sp(iwg)	0.016	0.026	0.037	0.050	0.065	0.083	0.102	0.124	0.147	0.173
		NC	<15	<15	18	22	26	30	33	36	38	41
Size	Area	CFM	356	444	533	622	711	800	889	978	1067	1156
16x16	1.78	-Sp(iwg)	0.016	0.026	0.037	0.050	0.066	0.083	0.102	0.124	0.148	0.173
		NC	<15	<15	18	23	27	30	34	36	39	41
Size	Area	CFM	450	563	675	788	900	1013	1125	1238	1350	1463
18x18	2.25	-Sp(iwg)	0.017	0.026	0.037	0.051	0.066	0.084	0.103	0.125	0.149	0.174
		NC	<15	<15	19	24	28	32	35	38	41	43
Size	Area	CFM	556	694	833	972	1111	1250	1389	1528	1667	1806
20x20	2.78	-Sp(iwg)	0.017	0.026	0.038	0.051	0.067	0.085	0.104	0.126	0.150	0.176
		NC	<15	15	20	25	29	33	36	39	42	45
Size	Area	CFM	672	840	1008	1176	1344	1513	1681	1849	2017	2185
22x22	3.36	-Sp(iwg)	0.017	0.026	0.038	0.052	0.068	0.086	0.106	0.128	0.152	0.179
		NC	<15	16	22	27	31	34	38	41	43	46
Size	Area	CFM	750	938	1125	1313	1500	1688	1875	2063	2250	2438
30x18	3.75	-Sp(iwg)	0.017	0.027	0.039	0.052	0.069	0.087	0.107	0.130	0.154	0.181
		NC	<15	17	23	27	32	35	39	42	44	47
Size	Area	CFM	1000	1250	1500	1750	2000	2250	2500	2750	3000	3250
36x20	5.00	-Sp(iwg)	0.018	0.028	0.040	0.055	0.072	0.091	0.112	0.135	0.161	0.189
		NC	<15	20	25	30	34	38	41	44	46	49
Size	Area	CFM	1167	1458	1750	2042	2333	2625	2917	3208	3500	3792
42x20	5.83	-Sp(iwg)	0.019	0.029	0.042	0.057	0.074	0.094	0.116	0.140	0.167	0.196
		NC	16	22	27	32	35	39	42	44	47	49
Size	Area	CFM	1250	1563	1875	2188	2500	2813	3125	3438	3750	4063
30x30	6.25	-Sp(iwg)	0.019	0.030	0.043	0.058	0.076	0.096	0.118	0.143	0.170	0.200
		NC	18	24	28	33	36	39	42	45	47	49
Size	Area	CFM	1406	1757	2108	2460	2811	3163	3514	3865	4217	4568
46x22	7.03	-Sp(iwg)	0.020	0.031	0.044	0.060	0.079	0.100	0.123	0.149	0.177	0.208
		NC	21	26	30	34	37	40	42	45	47	49

The static pressures are in inches water gauge and all values are negative  
 The NC data is based on a room absorption of 10 dB  
 Measured per ANSI/ASHRAE Standard 70-2006

Distributed by:

 AMERICAN LOUVER COMPANY®  
 100 Howard Avenue  
 Des Plaines, IL 60018  
 phone (800) 772-0355  
 fax (847) 966-8074  
 AmericanLouver.com